



# Wild Plants of Bishop Ranch Regional Preserve

## Common Name Version

### A Photographic Guide

Sorted by Form, Color and Family  
with Habitat Descriptions and Identification Notes

Photographs and text by Wilde Legard  
District Botanist, East Bay Regional Park District



New Revised and Expanded Edition - Includes the latest  
scientific names, habitat descriptions and identification notes



# A Photographic Guide to the Wild Plants of Bishop Ranch Regional Preserve

More than 2,000 species of native and naturalized plants grow wild in the San Francisco Bay Area. Most are very difficult to identify without the help of good illustrations. This is designed to be a simple, color photo guide to help you identify some of these plants. This guide is published electronically in Adobe Acrobat® format so that it can easily be updated as additional photographs become available. You have permission to freely download, distribute and print this guide for individual use. Photographs are © 2014 Wilde Legard, all rights reserved.

In this guide, the included plants are sorted first by form (Ferns & Fern-like, Grasses & Grass-like, Herbaceous, Woody), then by most common flower color, and finally by similar looking flowers (grouped by genus within each family). Each photograph has the following information, separated by '-':

COMMON NAME	According to <i>The Jepson Manual: Vascular Plants of California, Second Edition (JM2)</i> and other references (not standardized).
(Scientific Name)	According to <i>JM2</i> and <i>eFlora</i> ( <a href="http://ucjeps.berkeley.edu/IJM.html">ucjeps.berkeley.edu/IJM.html</a> ).
Origin & Longevity	Native, Naturalized, or Waif (not reproducing without human care). Annual, Biennial, Perennial, or a combination.
Family Name	Common family name according to <i>JM2</i> ,
(Bloom date range)	Period during the year when the plant blooms, according to <i>JM2</i> and other sources. '-' if plant does not bloom (ie. Ferns).
Habitat	Habitat description according to <i>JM2</i> and other sources.
ID Characteristics	Plant description with identification characteristics and other notes, based on multiple sources including: <i>Annotated Checklist of the East Bay Flora, Second Edition (2013)</i> , <i>JM2</i> , <i>Plants of the San Francisco Bay Region (Revised Edition)</i> , and <i>Weeds of California and Other Western States</i> .
Additional notes	Occasionally, an additional note may appear (ie. NOXIOUS weed, INVASIVE weed, Fed & Calif. ENDANGERED, etc.).

Revision: 3/2/2014

**Fern-like - Green/Brown**

**Wild Plants of Bishop Ranch Regional Preserve - Sorted by Form, Color and Family**

Page 1



CALIFORNIA MAIDENHAIR (*Adiantum jordanii*) Native Perennial - Brake Fern Family - - - Shaded hillsides, moist woodland - Leaves 8-28" long with many rounded symmetrical segments, each with < 4 irregular lobes. Cultivated. Sudden Oak Death carrier.



COFFEE FERN (*Pellaea andromedifolia*) Native Perennial - Brake Fern Family - - - Generally rocky or dry areas - Fronds 6-30" long, stem light brown. Leaf segments blunt, 0.24-0.6" long, 0.12-0.4" wide.



GOLDENBACK FERN (*Pentagramma triangularis* subsp. *triangularis*) Native Perennial - Brake Fern Family - - - Gen shaded, sometimes rocky or wooded areas - Leaves triangular, 1.2-4" long, undersides either granular green or powdery gold.



POLYPODY FERN (*Polypodium calirhiza*) Native Perennial - Polypody Family - - - On plants, rocky cliffs or outcrops, roadcuts, often granitic or volcanic, rarely dunes - Leaf blades 4-8" long, often widest above base, deeply lobed.



**COASTAL WOOD FERN** (*Dryopteris arguta*)  
Native Perennial - Wood Fern Family - - - Locally common. Open, wooded slopes, caves - Leaf 12-24" long, 5-12" wide, divided 1-2 times. Segments generally with spine-tipped teeth.



**NARROW-LEAVED CATTAIL** (*Typha angustifolia*) Native Perennial - Cattail Family - (May-Aug) - Nutrient-rich freshwater to brackish marshes, wet disturbed places - Plant 4.9-9.8' tall. Leaves gen < 0.4" wide. Flower cluster gap > 0.4".



**SILVER HAIR GRASS** (*Aira caryophyllea*)  
Naturalized Annual - Grass Family - (Apr-Jun) - Sandy soils, open or disturbed sites - Flower cluster > 0.6" wide, diffuse with long slender branches. Spikelets about 0.1" long with 2 extended awns.



**WILD OAT** (*Avena fatua*) Naturalized Annual - Grass Family - (Apr-Jun) - Disturbed sites - Plants 1-5' tall. Spikelets 0.7-1.3" long. Low awn 1-1.6" long. Lemma tip bristles < 0.04" long. Seeds **EDIBLE** whole or ground for flour. **INVASIVE** weed.



**LITTLE QUAKING GRASS** (*Briza minor*)  
Naturalized Annual - Grass Family - (Apr-Jul) - Shaded or moist, open sites - Stem 3-20" tall. Spikelets 0.1-0.2" long, resemble tiny rattlesnake rattles.



**CALIFORNIA BROME** (*Bromus carinatus* var. *carinatus*) Native Perennial - Grass Family - (Apr-Aug) - Coastal prairies, openings in chaparral, plains, open oak and pine woodland - Plant 20-40" tall. Flower cluster 6-16" long. Spikelet 0.8-1.6" long. Lemma 0.5-0.8" long, hairy, awn 0.3-0.6" long.



**RIPGUT GRASS** (*Bromus diandrus*) Naturalized Annual - Grass Family - (Apr-Jul) - Open, gen disturbed areas - Plant 6-40" tall. Spikelet 1-2.8" long. Lemma body 0.8-1.2" long, awn > 1.2" long. Barbed seeds can stick in flesh of animals. **INVASIVE** weed.



**SMOOTH PAMPAS GRASS** (*Cortaderia selloana*) Naturalized Perennial - Grass Family - (Sep-Mar) - Disturbed sites - Plant 6-13' tall. Leaf blades 0.1-0.5" wide, sheathes smooth. Cultivar, rarely escaped. **INVASIVE** weed.



**SWAMP PRICKLE GRASS** (*Crypsis schoenoides*) Naturalized Annual - Grass Family - (Jun–Oct) - Wet places - Plant mat-like. Stem 2-30" long. Leaf blade 1-4" long. Flower cluster 0.1-3" long, 0.2-0.6" wide. Spikelet ~0.1" long.



**BRISTLY DOGTAIL GRASS** (*Cynosurus echinatus*) Naturalized Annual - Grass Family - (May–Jul) - Open, disturbed sites - Tufted. Stem 4-28" long. Leaf blade 0.1-0.6" wide. Flower cluster 0.4-1.6" long, 1-sided. Fertile and sterile spikelets. **INVASIVE weed.**



**BARNYARD GRASS** (*Echinochloa crus-galli*) Naturalized Annual - Grass Family - (Jun–Oct) - Gen wet, disturbed sites, fields, roadsides - Stem 12-39" long. Leaf blades to 25" long, 0.2-1.2" wide. Spikelet 0.1-0.16" long, floret ~0.14" long, 1 per node. Awns 0-2" long on same plant.



**WESTERN WILD-RYE** (*Elymus glaucus* subsp. *glaucus*) Native Perennial - Grass Family - (Jun–Aug) - Open areas, chaparral, woodland, forest - Tufted. Stem 12-55" tall. Leaf 0.2-0.5" wide, flat. Spikelets 0.3-0.6" long, 2-4 per node. Lemma awn 0.4-1.2" long.



**BEARDLESS WILD RYE** (*Elymus triticoides*) Native Perennial - Grass Family - (Jun–Jul) - Dry to moist, often saline, meadows - Plant 18-50" tall, from rhizomes. Flower cluster 2-8" long. Spikelets generally 2/node. Lemmas 3-7, 0.2-0.5" long, awn to 0.12" long.



**RYE GRASS** (*Festuca perennis*) Naturalized Perennial - Grass Family - (May–Sep) - Dry to moist disturbed sites, abandoned fields - Stem 20-40" tall. Spikelet 0.2-0.9" long, > glume, awned or awnless. Sterile shoots at base. **INVASIVE weed.**




**NORTHERN BARLEY** (*Hordeum brachyantherum* subsp. *brachyantherum*) Native Perennial - Grass Family - (May–Aug) - Meadows, pastures, streambanks - Stem 1-3' tall, gen robust. Leaf sheaths gen smooth, blade < 7.5" long. Lemma awn < 0.25".



**MEDITERRANEAN BARLEY** (*Hordeum marinum* subsp. *gussoneanum*) Naturalized Annual - Grass Family - (Apr–Jun) - Dry to moist, disturbed sites - Stem 4-20". Leaf blades to 32" long, auricles < 0.08". Central lemma awn 0.25-0.7" long. **INVASIVE weed.**



**JUNE GRASS** (*Koeleria macrantha*) Native Perennial - Grass Family - (May-Jul) - Dry, open sites, clay to rocky soils, shrubland, woodland, conifer forest - Stem 8-32" long. Flower cluster condensed, shiny, branches short-hairy. Spikelet ~0.2" long, no awns.



**TORREY'S MELIC** (*Melica torreyana*) Native Perennial - Grass Family - (Mar-Jun) - Chaparral, conifer forest - Stem 12-40" tall. Leaf blade 0.04-0.1" wide. Spikelet 0.14-0.28" long w/1-2 florets; sterile tip widest above middle to 0.06", short-hairy lemmas.



**HARDING GRASS** (*Phalaris aquatica*) Naturalized Perennial - Grass Family - (Apr-Aug) - Disturbed areas, roadsides - Plant 16-79" tall, tufted. Flower cluster 0.6-6" long, unbranched. Lower florets 1 or unequal. Glume wing untoothed. **INVASIVE** weed.



**ANNUAL BLUE GRASS** (*Poa annua*) Naturalized Annual - Grass Family - (Feb-Sep) - Abundant. Disturbed moist ground - Plant 1-8" tall. Leaf blade 0.04-0.12" wide, soft. Flower cluster 0.4-4" long, triangular. Lemmas 0.1-0.16" long.



**ONE-SIDED BLUE GRASS** (*Poa secunda* subsp. *secunda*) Native Perennial - Grass Family - (Mar-Aug) - Common. Dry slopes to saline/alkaline meadows to alpine - Plant 6-40" tall, densely tufted. Flower clusters congested. Spikelets gen 0.3-0.4" long. Lemmas 0.16-0.2" long, backs rounded.



**RABBITFOOT GRASS** (*Polygomon speliensis*) Naturalized Annual - Grass Family - (Apr-Aug) - Moist places, along streams - Stem 8-39". Leaf 0.4-8" long, 0.16-0.24" wide. Flower cluster 0.4-6.7" long, plume-like. Glume awn > 0.14". Lemma awn gen < 0.1". **INVASIVE**.



**WATER BEARD GRASS** (*Polygomon viridis*) Naturalized Perennial - Grass Family - (May-Jun) - Common. Disturbed areas, wet areas, ponds, streambanks - Stem 4-40" long, trails. Leaf blades flat, 0.08-0.4" wide. Spikelet ~ 0.1" long, no awn, whorled clusters.



**PURPLE NEEDLE GRASS** (*Stipa pulchra*) Native Perennial - Grass Family - (Mar-Jun) - Oak woodland, chaparral, grassland - Stem 14-39" long. Leaf blade 4-8" long. Glumes 0.5-0.8" long, ~equal. Awn 1.6-4" long, last segment straight.




**BALTIC RUSH** (*Juncus balticus* subsp. *ater*)  
Native Perennial - Rush Family - (Jul–Nov) -  
Moist to ± dry sites - Stem 14-43" tall, round,  
no twisted. No leaf blade. Flowers generally 0.1-0.2"  
long.



**TOAD RUSH** (*Juncus bufonius* var. *bufonius*)  
Native Annual - Rush Family - (May–Sep) - Damp  
sunny ground, gen disturbed - Stem gen 1-4" tall,  
gen brached from base, ~0.04" wide. Flower  
cluster open. Flowers 0.16-0.3" long.



**SPREADING RUSH** (*Juncus patens*) Native  
Perennial - Rush Family - (Jun–Oct) - Marshy  
places, creeks, seeps - Plant 12-41" tall, densely  
tufted. Stems blue-gray-green & distinctly  
grooved when fresh. Stamens 6.



**IRIS-LEAVED RUSH** (*Juncus xiphioides*) Native  
Perennial - Rush Family - (Jul–Oct) - Wet places  
- Plant 16-32" tall. Leaf blades 0.2-0.5" wide, flat,  
iris-like. Heads many, few-flowered. Anthers 6, <  
filaments, flowers self-pollinating.



**SANTA BARBARA SEDGE** (*Carex barbarae*) -  
Native Perennial - Sedge Family - (May–Aug) -  
Seasonally wet places - Stem 6-36" tall, base  
brown to purple. Lowest flower cluster "leaves" <  
4" long. Spikelets brown, 1-3" long, 0.2-0.3" wide.



**TALL NUTSEdge** (*Cyperus eragrostis*) Native  
Perennial - Sedge Family - (May–Nov) - Vernal  
pools, streambanks - Leaves basal. Flower  
cluster bracts 4-8. Spikelets 0.2-0.8" long,  
oblong, in heads to 1.6" wide. Seeds  
short-stalked.



**GRAND HOUND'S TONGUE** (*Cynoglossum  
grande*) Native Perennial - Borage Family -  
(Feb–May) - Chaparral, woodland - Stem 1-3'.  
Leaf stalk 3-6". Leaf blade 3-6" cm long, broadly  
oval. Flowers bright blue w/inner white teeth.



**MEDITERRANEAN LINSEED** (*Bellardia trixago*)  
Naturalized Annual - Broom-rape Family -  
(Apr–Jun) - Disturbed grassland. - Plant  
sticky-hairy. Stem 6-32" tall. Leaves  
lance-shaped, toothed. Flowers 0.8-1" long,  
2-lipped; upper lip pink, lower lip white.  
**INVASIVE.**



**PURPLE OWL'S-CLOVER** (*Castilleja exserta* subsp. *exserta*) Native Annual - Broom-rape Family - (Mar–May) - Open fields, grassland - Plant sticky, short-hairy. Flower cluster tipped white, pale yellow or rose. Flower upper lip hooked, fuzzy.



**GIANT TRILLIUM** (*Trillium chloropetalum*) Native Perennial - Bunchflower Family - (Apr–May) - Edges of redwood forest, chaparral, gen moist slopes, canyon banks in alluvial soils - Flowers dark purple to white, sessile. Petals 2.6-4" long, odor rose-like or spicy.



**SPREADING LARKSPUR** (*Delphinium patens* subsp. *patens*) Native Perennial - Buttercup Family - (Mar–Jun) - Grassland, open woodland - Stem 4-35" long. Leaves glabrous, divided into few-toothed lobes. Flowers few, bright or dark blue-purple.



**PURPLE SANICLE** (*Sanicula bipinnatifida*) Native Perennial - Carrot Family - (Mar–May) - Open grassland, gen on serpentine, or pine/oak woodland - Plant 5-24" tall. Leaves 1.6-7.5" long, 1-2x divided on a winged central axis. Flowers dark purple. Fruits prickly.



**NARROW-LEAF MILKWEED** (*Asclepias fascicularis*) Native Perennial - Dogbane Family - (May–Oct) - Dry ground, valleys, foothills - Plant gen hairless. Stem leaves narrow, 3-5 in whorls. Flowers green-white to purple-tinged, ~0.25" long.



**FOUR-SPOT** (*Clarkia purpurea* subsp. *quadrivulnera*) Native Annual - Evening Primrose Family - (Apr–Aug) - Common. Open, grassy or shrubby places - Buds erect. Petals < 0.6", lavender to dark red. Ovary 8-grooved. Sepals 1's or 2's.



**RUBY CHALICE CLARKIA** (*Clarkia rubicunda*) Native Annual - Evening Primrose Family - (May–Aug) - Openings in woodland, forest, chaparral near coast - Stem < 5' long. Buds erect. Petals 0.4-1.2", rose w/red base. Sepals united. Stigma > anthers.



**PANICLED / WEEDY WILLOWHERB** (*Epilobium brachycarpum*) Native Annual - Evening Primrose Family - (Jun–Sep) - Common. Dry open or disturbed woodland, grassland, roadsides - Plant 8-79" tall, diffuse. Petals 2-15 mm long, white to rose-purple.





COMMON WILLOWHERB (*Epilobium ciliatum* subsp. *ciliatum*) Native Perennial - Evening Primrose Family - (Jun–Oct) - Common. Disturbed places, moist meadows, streambanks, roadsides - Plant 20-48" tall, smooth or short-hairy. Petals 2-6 mm, white to pink.



REDSTEM FILAREE (*Erodium cicutarium*) Naturalized Annual - Geranium Family - (Feb–Sep) - Open, disturbed sites, grassland, scrub - Stem 4-20". Leaves compound, leaflets dissected. Sepal tip bristly. Petal pink to purple. Fruit beak 0.8-2". **INVASIVE.**



CUT-LEAVED GERANIUM (*Geranium dissectum*) Naturalized Annual - Geranium Family - (Mar–Jul) - Open, disturbed sites - Stem 3-28" tall, rough-hairy. Leaf blades deeply divided. Petals violet-red, 0.1-0.25" long w/notched tips. Flower stalk sticky. **INVASIVE.**



HAIRY DOVE'S FOOT GERANIUM (*Geranium molle*) Naturalized Annual - Geranium Family - (Feb–Aug) - Open to shaded sites, disturbed ground - Stem 4-17" tall. Petals red-purple, 0.1-0.4" long, notched. Sepals awnless. Fruit smooth, wrinkled.



GRASS-POLY (*Lythrum hyssopifolia*) Naturalized Annual-Perennial - Loosestripe Family - (Apr–Oct) - Marshes, drying pond margins, disturbed ground - Stem 4-24". Leaves 0.2-1.2" long, ~ elliptical. Petals pink, 0.1-0.2" long. 2 awl-like appendages. **INVASIVE weed.**



PACIFIC PEA (*Lathyrus vestitus* var. *vestitus*) Native Perennial - Pea Family - (Feb–Jul) - North: Conifer forest. South: chaparral & oak woodland - Stem wings to 0.02" wide. Leaves gen elliptic. Flowers 0.5-0.7" long, pale lavender to purple.



SUMMER LUPINE (*Lupinus formosus* var. *formosus*) Native Perennial - Pea Family - (Apr–Sep) - Dry clay soils, grassland, open areas under pines, gen in valleys - Plant 8-32", low growing. Leaves hairy. Flowers purple, hairless, summer/fall blooming.




ARROYO LUPINE (*Lupinus succulentus*) Native Annual - Pea Family - (Feb–May) - Abundant. Open or disturbed areas, often seeded on roadbanks - Plant 8-40" tall, fleshy, sparsely hairy. Flowers 0.5-0.7" long, whorled, gen blue-purple, petal claws short-hairy.



STRAWBERRY CLOVER (*Trifolium fragiferum*) Naturalized Perennial - Pea Family - (Late spring) - Roadsides, gen in saline soil - Head bracts 0.08" long, green. Flowers pink, 0.2-0.24" long, quickly hidden by hairy inflated flower bracts.



ROSE CLOVER (*Trifolium hirtum*) Naturalized Annual - Pea Family - (Apr-May) - Disturbed areas, roadsides - Head with 1-2 bract-like leaves immed below. Flowers pink, 0.4-0.6" long, densely-bristly in fruit. INVASIVE weed.



TOMCAT CLOVER (*Trifolium willdenovii*) Native Annual - Pea Family - (Mar-Jun) - Abundant. Disturbed, gen spring-moist, heavy soils, occas serpentine - Head bract wheel-shaped, sharp-lobed. Leaf narrow. Flowers purple w/white tip, 0.3-0.6" long.



NARROW-LEAVED VETCH (*Vicia sativa* subsp. *nigra*) Naturalized Annual - Pea Family - (Mar-Jun) - Roadsides, disturbed areas, grassland, open areas in oak and riparian woodlands - Flowers 1-2 at leaf bases, pink-purple to white, 0.4-0.7" long. Leaflets 0.2-0.3" wide.



SPRING VETCH (*Vicia sativa* subsp. *sativa*) Naturalized Annual - Pea Family - (Mar-Jun) - Roadsides, disturbed areas, grassland, open areas in oak and riparian woodlands - Flowers 1-2 at leaf bases, pink-purple to white, 0.7-1.2" long. Leaflets 0.16-0.4" wide.



CHINESE-HOUSES (*Collinsia heterophylla* var. *heterophylla*) Native Annual - Plantain Family - (Mar-Jun) - Shady places in chaparral, open mixed woodland, oak woodland - Plant 4-20" tall. Flowers 0.6-0.8" long, upper lip whitish.



MOSQUITO-BILLS SHOOTING STAR (*Dodecatheon hendersonii*) Native Perennial - Primrose Family - (Mar-Jul) - Gen in shady sites - Leaf blade length generally <2x width. Flower parts 4s or 5s. Filament tube solid black.



ITALIAN THISTLE (*Carduus pycnocephalus* subsp. *pycnocephalus*) Naturalized Annual - Sunflower Family - (Mar-Jul) - Roadsides, pastures, disturbed areas - Stems 8-79", narrow spiny-wings. Lower leaves 4-10 lobed, heads 2-5, flower bracts woolly. NOXIOUS.



**BULL THISTLE** (*Cirsium vulgare*) Naturalized Biennial - Sunflower Family - (May-Oct) - Common. Disturbed areas - Plant 12-79" tall. Top of leaves bristly; leaf base forming decurrent wings on stem. Flowers purple, gen 1-2" wide. NOXIOUS weed.



**WEEDY CUDWEED** (*Pseudognaphalium luteoalbum*) Naturalized Annual - Sunflower Family - (Apr-Aug) - Disturbed sites, fields, streambeds - Heads 0.12-0.16" long, yellowish, female flowers < 0.08" long, pappus bristles connected.



**MILK THISTLE** (*Silybum marianum*) Naturalized Annual-Biennial - Sunflower Family - (Feb-Jun) - Roadsides, pastures, disturbed areas - Stem 1-10', stout. Leaves spiny, shiny green w/white veins and spots. Flowers red-purple. INVASIVE weed.



**ROBUST VERVAIN** (*Verbena lasiostachys* var. *scabrida*) Native Perennial - Vervain Family - (May-Sep) - Open, dry to wet places - Plant 14-32" tall. Leaves green, narrow, 3-lobed, stiff-haired above. Flowers blue to purple on long stalk.



**CURLY DOCK** (*Rumex crispus*) Naturalized Perennial - Buckwheat Family - (All year) - Abundant. Disturbed places - Stem 16-39" tall. Flower cluster dense, valves 0.2-0.24", winged around tubercles, smooth edged. 1 tubercle enlarged. INVASIVE.



**FIDDLE DOCK** (*Rumex pulcher*) Naturalized Perennial - Buckwheat Family - (May-Sep) - Disturbed places, meadows, moist or dry habitats - Stem 8-24" long, branches widely spreading. Leaf blades 1.6-4" long, 1.2-2" wide. Valves w/2-5 teeth.



**HOARY NETTLE** (*Urtica dioica* subsp. *holosericea*) Native Perennial - Nettle Family - (Jun-Sep) - Meadows, seeps, springs, margins of marshes, streams, lakes, moist areas in chaparral, coastal scrub - Plant 3.3-9.8' tall, grayish, covered with stinging hairs.



**DWARF NETTLE** (*Urtica urens*) Naturalized Annual - Nettle Family - (Jan-Jun) - Disturbed areas, stream banks, shaded areas in grassland, oak woodland, chaparral, coastal-sage scrub, riparian woodland - Leaf teeth sharp. Petals 2 large, 2 small, free to base.



LADY'S MANTLE (*Aphanes occidentalis*) Native Annual - Rose Family - (Mar-May) - Seasonally moist grassland, chaparral, woodland - Plant inconspicuous, soft hairy, < 4" tall. Leaves 0.1-0.5" long, deeply lobed. Flowers yellow-green, < 0.1" long.



MUGWORT (*Artemisia douglasiana*) Native Perennial - Sunflower Family - (May-Nov) - Common. Open to shady areas, often in drainages - Plant 20-60" tall. Leaves gen 0.4-4" long, densely hairy below, some 3-5 lobed. Flower bracts hairy.



SPINY COCKLEBUR (*Xanthium spinosum*) Native Annual - Sunflower Family - (Jul-Oct) - Disturbed, seasonally wet, often alkaline sites, in grassland, marshes, watercourses - Plant 4-24". Stem node spines 0.6-1.2" long, golden, gen 3-lobed. Bur 0.4-0.5" long.



SHEEP SORREL (*Rumex acetosella*) Naturalized Perennial - Buckwheat Family - (Apr-Jul) - ± Disturbed, often acidic places - Stem < 16". Leaf gen basal, blade 0.8-2.4" long, lower arrowhead-shaped w/2 lobes. Flowers yellowish, turn reddish. INVASIVE.



CALIFORNIA FUCHSIA (*Epilobium canum* subsp. *canum*) Native Perennial - Evening Primrose Family - (Jun-Dec) - Dry slopes, ridges - Plant hairy, gen sticky with a woody base. Leaf 0.3-2.8" long, gray to green. Flowers red-orange, floral tube 0.8-1.2" long.



SCARLET PIMPERNEL (*Anagallis arvensis*) Naturalized Annual - Myrsine Family - (Mar-May) - Common. Disturbed places, ocean beaches - Plants 2-16" tall. Flowers 0.2-0.3" long, salmon or occasionally blue. Leaves TOXIC, can cause dermatitis.



CALIFORNIA POPPY (*Eschscholzia californica*) Native Perennial - Poppy Family - (Feb-Sep) - Grassy, open areas - Plant 2-24" tall. Flower w/spreading rim <= 0.2". Petals 0.8-2.4" long, early spring = large and orange, fall = smaller and yellow.



CALIFORNIA FIGWORT (*Scrophularia californica*) Native Perennial - Snapdragon Family - (Mar-Jul) - Common; damp places, chaparral, roadsides - Stem 2.6-4' tall, square x-section. Leaves opposite, to 7" long, triangular, toothed. Flowers 0.3-0.5" long, upper lips red to maroon, lower paler or yellowish.



**VARIABLE-LEAF NEMOPHILA** (*Nemophila heterophylla*) Native Annual - Boraginaceae Family - (Feb–Jun) - Common. Forest, chaparral, roadsides, streambanks - Flower 0.1-0.4" long, unspotted, bract appendages < 0.04" long in fruit.



**KNOTWEED** (*Polygonum aviculare* subsp. *depressum*) Naturalized Annual - Buckwheat Family - (May–Nov) - Disturbed places - Stem 4-20", mat-forming. Flowers 2-8/leaf axil, ~0.1" long, fused 1/2 length, w/white or pink margins.



**BUR-CHERVIL** (*Anthriscus caucalis*) Naturalized Annual - Carrot Family - (Apr–Jun) - Generally shady places - Plant 18-40" tall. Flowers white; flower stalk  $\geq$  fruit length. Fruits 0.1-0.2" long with curved "velcro" bristles. Leaves fern-like, triangular outline.



**POISON HEMLOCK** (*Conium maculatum*) Naturalized Biennial - Carrot Family - (Apr–Jul) - Common. Moist, esp disturbed places - Plants 2-10' tall. Stems purple-spotted. Leaves fern-like, gen 2x divided. Flowers white. **TOXIC. INVASIVE weed.**



**SWEET-CICELY** (*Osmorhiza berteroi*) Native Perennial - Carrot Family - (Apr–Jul) - Conifer forest, woodland, disturbed areas - Plant 12-47". Leaflets in 3s, serrate to irreg lobed. Flower white. Fruit 0.5-1", upward pointing barbs, splitting apart below.



**VENUS' NEEDLE** (*Scandix pecten-veneris*) Naturalized Annual - Carrot Family - (Apr–Jun) - Grassy slopes, roadsides - Plant 6-20" tall. Leaf segments finely divided, linear. Flowers white, outer petals larger. Fruit 0.2-1" long with a beak 0.8-2.8" long.



**TALL SOCK-DESTROYER** (*Torilis arvensis*) Naturalized Annual - Carrot Family - (Apr–Jul) - Disturbed places - Plant erect, 12-40". Flower clusters open, > leaf. Fruits 0.1-0.2" long, covered with uncurved bristles. Flowers white or pinkish. **INVASIVE weed.**



**WAVYLEAF SOAP PLANT** (*Chlorogalum pomeridianum* var. *pomeridianum*) Native Perennial - Century Plant Family - (May–Aug) - Common. Open grassland, chaparral, woodland - Plant 1-8' tall, flowers at night. Bulb juices lather in water.



GOOSE GRASS (*Galium aparine*) Native Annual - Madder Family - (Apr–Jun) - Grassy, ± shady places - Stem 12-35" long, weak, brittle. Leaves 0.5-1.6" long, in whorls of 6-8. Flowers white, 4-lobed. Fruits covered w/short, hooked hairs.



SHORTSTEM MORNING-GLORY (*Calystegia subcaulis* subsp. *subcaulis*) Native Perennial - Morning-glory Family - (Apr–Jun) - Dry, open scrub or woodland - Stem gen ~0.8" long. Flowers 1.3-2.4" long, white or cream. Bractlets concealing flower bracts.



BINDWEED (*Convolvulus arvensis*) Naturalized Perennial - Morning-glory Family - (Mar–Oct) - Roadsides, open areas in many pl communities - Trailing. Leaf 0.8-1.2" long, w/round tip, pointed lobes. Flowers white to pink, 0.8-1" long. NOXIOUS.



DWARF SANDWEED (*Athysanus pusillus*) Native Annual - Mustard Family - (Feb–Jun) - Grassy, open slopes, rocky outcrops, chaparral, flats, floodplains, cliffs, ledges - Stem 2-12" long, spindly. Flower cluster 1-sided. Petals white, ~0.1" long. Fruits round, hairy.




SHEPHERD'S PURSE (*Capsella bursa-pastoris*) Naturalized Annual - Mustard Family - (Jan–Oct) - Disturbed areas - Stem 4-20" long. Basal leaves 1.2-2.4" long, dandelion-like. Petals white, 0.08-0.16" long. Fruits 0.16-0.35" long, flat, heart-shaped.



MILK MAIDS (*Cardamine californica*) Native Perennial - Mustard Family - (Jan–May) - Gen shaded sites, canyons, woodland. One of first spring flowers - Stem 10-24" long. Leaves lobed to compound w/sharp teeth. Petals white or pale rose, 0.3-0.5" long.



WESTERN BITTER-CRESS (*Cardamine oligosperma*) Native Annual - Mustard Family - (Mar–Jul) - Wet meadows, shady banks, damp areas - Plants < 16". Leaves divided into 5-9 leaflets. Flowers white, 0.1-0.2" long. Fruit < 0.1" wide.



THREADLEAF PEPPERGRASS (*Lepidium nitidum*) Native Annual - Mustard Family - (Feb–Mar) - Alkaline soils, pastures, dry vernal pools, fields, beaches - Fruit stalk flat. Fruit smooth, 0.14-0.24" long, cupped, winged.



**SMALL-FLOWERED NIGHTSHADE** (*Solanum americanum*) Native Annual-Perennial - Nightshade Family - (Apr–Nov) - Open, often disturbed places - Flower 0.12-0.24" wide w/3mm lobes, white, anthers ~0.07". Seeds ~0.05". Bracts 0.04-0.08", curled back in fruit.



**SUBTERRANEAN CLOVER** (*Trifolium subterraneum*) Naturalized Annual - Pea Family - (Mar–Apr) - Meadows, roadsides, disturbed areas - Plant hairy, creeping. Leaflets 0.4-0.6" long. Head 0.4" wide. Flowers white, 0.3-0.55" long, fruit in a bur.



**STICKY MOUSE-EAR CHICKWEED** (*Cerastium glomeratum*) Naturalized Annual - Pink Family - (Spring) - Dry hillsides, grassland, chaparral, disturbed areas - Flowers 0.1-0.2" long, white, sticky-hairy. Flower bract hairs extend beyond tip; bracts herbaceous.



**DOUGLAS' STITCHWORT** (*Minuartia douglasii*) Native Annual - Pink Family - (Spring–early summer) - Dry, rocky, slopes, flats in chaparral, oak and pine woodland, often serpentine - Plant 1.6-12", sticky-hairy. Leaves 0.2-1.6". Petals white, 0.12-0.24" long.



**COMMON CHICKWEED** (*Stellaria media*) Naturalized Annual - Pink Family - (Feb–Sep) - Oak woodland, meadows, disturbed areas - Plant 2.8-20" tall. Stem w/line of hairs on 1 side. Sepals 0.12-0.18" long. Petals white, 2-lobed, 0.7-0.9x sepals.



**ENGLISH PLANTAIN** (*Plantago lanceolata*) Naturalized Annual - Plantain Family - (Apr–Aug) - Common. Disturbed areas - Leaves basal, hairy, 2-10" long, <= 1" wide. Flowers + stem 8-31" tall, flower cluster 0.8-3" long. **INVASIVE**, lawn weed.



**STICKY CINQUEFOIL** (*Drymocallis glandulosa* var. *wrangelliana*) Native Perennial - Rose Family - (May–Jul) - Gen ± shady or moist areas - Stem 8-28". Flower 0.2-0.25" long, pale yellow to cream. Terminal leaflet distinct, unlobed.



**WOOD STRAWBERRY** (*Fragaria vesca*) Native Perennial - Rose Family - (Jan–Jul) - Gen partial shade in forest - Stem gen 1.2-6" long. Leaflets 3, thin. Central leaflet gen w/12-21 teeth. Flower white, gen 0.6" wide, often above leaves. Fruit a strawberry.



**WOODLAND STAR** (*Lithophragma* affine) Native Perennial - Saxifrage Family - (Mar-Apr) - Open, grassy slopes - Plant 4-24" tall. Leaves w/3-5 sharp-toothed shallow lobes, stem leaves alternate. Petals 0.2-0.5" long, white. Hypanthium funnel-shaped.



**YARROW** (*Achillea millefolium*) Native Perennial - Sunflower Family - (Apr-Sep) - Many habitats - Plant 4"-7" tall. Stem white-hairy. Leaves finely dissected. Flower cluster flat-topped. Flowers white to pink. Widely used in folk medicine.



**MARSH BACCHARIS** (*Baccharis glutinosa*) Native Perennial - Sunflower Family - (Jul-Oct) - Coastal freshwater and saltwater marshes, streambanks - Plant herbaceous, sticky, 3-6' tall. Leaf blades lance-shaped, < 5" long, 0.5-1.2" wide.



**HORSEWEED** (*Erigeron canadensis*) Naturalized Annual - Sunflower Family - (All year) - Disturbed places - Plant 8-79" tall. Gen 1 main stem branching above. Disk flowers yellow; rays white or pink, <= 0.04" long. Head bracts 0.12-0.16" tall, 0.08-0.12" wide.



**HAYFIELD TARWEED** (*Hemizonia congesta* subsp. *luzulifolia*) Native Perennial - Sunflower Family - (Mar-Dec) - Disturbed, open, or grassy sites, often clayey soils, serpentine - Plant 2-32" tall. Flowers white, rays 0.2-0.5" long; head bract tips < body.



**CALIFORNIA BUTTERCUP** (*Ranunculus californicus* var. *californicus*) Native Perennial - Buttercup Family - (Mar-Aug) - Grassland, open woodland - Petals 9-17, 0.28-0.55" long, often > 2x width. Fruit body 0.07-0.13" long, 0.05-0.09" wide, smooth.



**POISON SANICLE** (*Sanicula bipinnata*) Native Perennial - Carrot Family - (Apr-May) - Open grassland or pine/oak woodland - Plants 5-24" tall. Leaves 2x pinnate. Flowers yellow, male flower stalk < fruit. Reported to be slightly TOXIC.



**GOLDEN MONKEYFLOWER** (*Mimulus guttatus*) Native Perennial - Lopseed Family - (Mar-Aug) - Common. Wet places, gen terrestrial, occ emergent or floating in mats - Plant 0.8-60". Flower yellow, gen > 0.8" long; mature bracts flattened sideways, inflated in fruit.





CLIMBING BEDSTRAW (*Galium porrigens* var. *porrigens*) Native Perennial - Madder Family - (May-Aug) - Among shrubs in chaparral, forest - Stem 4-59" long. Leaves 0.1-0.7" long, oval to egg-shaped, in whorls of 4. Flowers yellow to red, 4-lobed.



SHORTPOD MUSTARD (*Hirschfeldia incana*) Naturalized Biennial-Perennial - Mustard Family - (Apr-Oct) - Disturbed areas - Stem 16-60". Longest leaves 1.6-4" long, dense-hairy. Petals pale yellow, ~0.2" long. Fruit appressed. Fall-blooming. INVASIVE.



HEDGE MUSTARD (*Sisymbrium officinale*) Naturalized Annual - Mustard Family - (Apr-Sep) - Disturbed areas, fields, pastures - Stem 10-22" tall, thin, wiry. Petals 0.1-0.16" long, pale yellow. Fruit 0.4-0.55" long, awl-shaped, appressed.



BERMUDA BUTTERCUP (*Oxalis pes-caprae*) Naturalized Perennial - Oxalis Family - (Jan-May) - Disturbed areas, roadsides, grassland, dunes - Flowering stem < 12" tall. Leaflets in 3s, < 1.4" long. Petals yellow, < 1" long. Ornamental. INVASIVE weed.




CALIFORNIA BURCLOVER (*Medicago polymorpha*) Naturalized Annual - Pea Family - (Mar-Jul) - Common. Chaparral, oak woodland, streambanks, roadsides, disturbed areas - Stem 4-20". Flower yellow, 0.14-0.24" long. Spiny spiral fruits. INVASIVE.



SOURCLOVER (*Melilotus indicus*) Naturalized Annual-Biennial - Pea Family - (Apr-Oct) - Open, disturbed areas - Stem 4-24" long. Leaflets 3, 0.4-1" long. Flowers yellow, ~0.1" long.



LITTLE HOP CLOVER (*Trifolium dubium*) Naturalized Annual - Pea Family - (Spring) - Agricultural, disturbed areas, lawns - Heads 0.16-0.3" wide. Flowers bright yellow, age brown, quickly reflex, smooth.



GIANT NATIVE DANDELION (*Agoseris grandiflora* var. *grandiflora*) Native Perennial - Sunflower Family - (Apr-Jul) - Grassland, scrub, woodland - Plant 10-40". Leaf lobes point up. Flower rosy-purple, variable-sized bracts. Seed tapers to beak > 2x body length. Leaf lobes point upward.



**WESTERN GOLDENROD** (*Euthamia occidentalis*) Native Perennial - Sunflower Family - (Jul–Nov) - Marshes, streambanks, meadows - Stem < 6.6', smooth. Leaves < 4" long, <= 0.24" wide, w/dark glandular pits. Flowers yellow, rays 0.06-0.1" long.



**ROSILLA** (*Helenium puberulum*) Native Biennial - Sunflower Family - (Jun–Aug) - Streambanks, seepage areas, lake margins - Plant 20-63". Flower head spherical, disk flowers ~0.1" long, yellow on sides, brown-purple on top; rays 0.15-0.4" long, point down.



**DIABLO HELIANTHELLA** (*Helianthella castanea*) Native Perennial - Sunflower Family - (Apr–Jun) - Open, grassy sites - Stem 4-20" tall. Leaves w/ 1 pair of veins more distinct. Outer head bracts leaf-like, curl around head. CNPS: FAIRLY ENDANGERED.



**SMOOTH CAT'S-EAR** (*Hypochaeris glabra*) Naturalized Annual - Sunflower Family - (Mar–Jun) - Common. Disturbed areas, grassland, open woodland - Plant 4-24" tall, smooth. Rays 0.2-0.3" long, barely > head bracts. Only inner fruit beaked. INVASIVE.



**ROUGH CAT'S-EAR** (*Hypochaeris radicata*) Naturalized Perennial - Sunflower Family - (Apr–Jul) - Disturbed areas, grassland, open woodland - Plant 4-32" tall, rough-hairy. Rays 0.4-0.6" long, well exceeding head bracts. Fruits all beaked. INVASIVE weed.



**WILLOW LETTUCE** (*Lactuca saligna*) Naturalized Annual - Sunflower Family - (Jul–Nov) - Roadsides, grassland - Stem 12-39" tall. Leaf lobes entire or few-toothed, no prickles underneath. Flowers 5-12, pale yellow, open in morning.



**PINEAPPLE WEED** (*Matricaria discoidea*) Naturalized Annual - Sunflower Family - (Feb–Aug) - Abundant. Disturbed sites, riverbanks - Plant 4-12" tall, sweet-scented. Heads pineapple-shaped, ~ 0.4" wide; head stalk to 0.6" long.



**CALIFORNIA GOLDENROD** (*Solidago velutina* subsp. *californica*) Native Perennial - Sunflower Family - (May–Nov) - Woodland margins, grassland, disturbed soils - Stem 8-60" tall. Gen densely short-soft-hairy. Flower cluster height 2-4x width.




**COMMON DANDELION** (*Taraxacum officinale*) Naturalized Biennial-Perennial - Sunflower Family - (All year) - Abundant. Esp disturbed areas - Stem hollow. Leaves bright green with sharp down-pointing lobes. Outer head bracts reflexed. Fruit ~ brown.



**NARROW-LEAVED MULE'S EARS** (*Wyethia angustifolia*) Native Perennial - Sunflower Family - (Apr-Aug) - Grassland - Plant 4-35" tall, rough-hairy. Leaves narrow, veins all similar, base blades 4-20" long. Ray flowers 0.6-1.8" long.



**SMOOTH MULE'S EARS** (*Wyethia glabra*) Native Perennial - Sunflower Family - (Mar-Jun) - Gen shady sites - Plant 4-16" tall, shiny green, no woolly hairs. Leaf basal blades 10-18" long, lance-shaped to oval, shiny. Ray flowers 1-2" long.



**GRAY MULE'S EARS** (*Wyethia helenioides*) Native Perennial - Sunflower Family - (Mar-May(Aug)) - Open grassland, woodland, scrub - Plant 8-28" tall, densely woolly, often becoming smooth. Some woolly hairs remain on leaf stalks and floral bracts.




**HAIRY VINE HONEYSUCKLE** (*Lonicera hispidula*) Native Perennial - Honeysuckle Family - (May-Jun) - Canyons, streambanks, woodland - Shrub sprawling-climbing, 6-10' long, short-hairy. Flower cluster densely sticky. Flowers pink, 0.5-0.6" long, sticky-hairy.



**SNOWBERRY** (*Symphoricarpos albus* var. *laevigatus*) Native Perennial - Honeysuckle Family - (May-Jul) - Shady woodland, streambanks, N. slopes - Shrub 20-71" tall. Flowers > 8/cluster, pink, 0.16-0.24" long, bell-shaped, swollen on 1 side.



**CREeping SNOWBERRY** (*Symphoricarpos mollis*) Native Perennial - Honeysuckle Family - (Apr-May) - Ridges, slopes, open places in woodland - Shrub 6-24" tall, sprawling. Flowers < 8/cluster, pink + often red outside, 0.16" long, bell-shaped, symmetrical.



**WOOD ROSE** (*Rosa gymnocarpa* var. *gymnocarpa*) Native Perennial - Rose Family - ((Feb)Apr-Jul) - Common. Gen in shade of forest, scrub - Shrub w/straight thorns. Flowers gen solitary, stalks sticky, fruit smooth, sepals deciduous.



CALIFORNIA COFFEE BERRY (*Frangula californica* subsp. *californica*) Native Perennial - Buckthorn Family - (May-Jul) - Coastal-sage scrub, chaparral, forest, woodland - Shrub < 16' tall. Flowers greenish. Leaves smooth beneath.



COAST LIVE OAK (*Quercus agrifolia* var. *agrifolia*) Native Perennial - Oak Family - (Mar-Apr) - Valleys, slopes, mixed-evergreen forest, woodland - Tree 30-80'. Leaves convex, hair-tuft below in vein axils. Acorns on 1st year twigs, shell glabrous inside.



BLUE OAK (*Quercus douglasii*) Native Perennial - Oak Family - (Apr-May) - Dry slopes, interior foothills, woodland - Tree 20-66', deciduous. Bark checkered into scales. Leaves 1.2-2.4" long, bluish green, unlobed to shallowly lobed, lacking bristles.



CALIFORNIA BLACK OAK (*Quercus kelloggii*) Native Perennial - Oak Family - (Apr-May) - Slopes, valleys, woodland, conifer forest - Tree < 80', deciduous. Leaves 3.5-8" long, supple, deeply-lobed, lobes bristle-tipped.



VALLEY OAK (*Quercus lobata*) Native Perennial - Oak Family - (Mar-Apr) - Slopes, valleys, savanna - Tree < 115' tall, deciduous. Leaves 2-5" long, not leathery, deeply lobed, lobes without bristles. Acorns 1.2-2" long, slender, cup 0.4-1.2" deep.



BIG-LEAF MAPLE (*Acer macrophyllum*) Native Perennial - Soapberry Family - (Mar-Jun) - Common. Streambanks, canyons - Tree < 100'. Leaves 5-lobed, 3-6" long, 4-10" wide. Group of 20-90 hanging flowers appear after leaves. Winged seeds.



WESTERN POISON OAK (*Toxicodendron diversilobum*) Native Perennial - Sumac Family - (Apr-Jun) - Canyons, slopes, chaparral, coastal scrub, oak woodland - Shrub or vine. Leaflets 3, red in fall, mid leaflet stalked. Flowers green. Fruits white. TOXIC.



CALIFORNIA SAGEBRUSH (*Artemisia californica*) Native Perennial - Sunflower Family - (Aug-Nov) - Coastal scrub, chaparral, open woodland - Shrub 2-8.5' tall, rounded. Leaves 0.4-4", hairy, thread-like. It green to gray. Flower heads < 5 mm wide. Sage-scented.



PACIFIC MADRONE (*Arbutus menziesii*) Native Perennial - Heath Family - (Mar-May) - Conifer, oak forests - Tree < 130' tall, evergreen, peeling red bark. Leaf blades < 5" long. Flowers yellow-white or pink, < 3.1" long. Berries red, < 0.5" diam, round.



CHRISTMAS BERRY / TOYON (*Heteromeles arbutifolia*) Native Perennial - Rose Family - ((May)Jun-Aug) - Chaparral, oak woodland, mixed-evergreen forest - Shrub-tree < 33' tall, evergreen. Leaf 2-4" long. Petals white, < 0.16" long. Fruit bright red.



OCEANSPRAY (*Holodiscus discolor* var. *discolor*) Native Perennial - Rose Family - (May-Aug) - Moist woodland edges, rocky slopes - Shrub 5-20' tall. Leaf blade 0.6-3.1" long, toothed at end. Flower cluster 0.8-10" long. Petals white, ~0.07" long.



OSO BERRY (*Oemleria cerasiformis*) Native Perennial - Rose Family - (Feb-Apr) - Chaparral, canyons, streambanks, lowland wet to dry open woodland, coast to shaded conifer forest - Shrub 3-20'. Leaf 2-5" long. Flower cluster 1.2-4". Petals white, 0.12-0.24".



SIERRA PLUM (*Prunus subcordata*) Native Perennial - Rose Family - (Mar-May) - Mixed-evergreen or conifer forest - Shrub < 10'. Leaf: stem 0.16-0.6", blade 1-2", elliptic to wide egg-shaped, base round heart-shaped, tip round. Petals 0.2-0.4" long, white.



WOOLLY FIRETHORN (*Pyracantha angustifolia*) Naturalized Perennial - Rose Family - (Feb-Jun) - Disturbed areas, fencerows, abandoned fields, roadsides - Plant < 13', gray-hairy. Leaves narrow, entire. Calyx and below leaves often woolly. INVASIVE.



HIMALAYAN BLACKBERRY (*Rubus armeniacus*) Naturalized Perennial - Rose Family - (Mar-Jun) - Common. Disturbed areas, roadsides - Shrub w/thorny 5-angled stem. Leaflets 3-5, white-hairy beneath. Blackberry-type fruit. INVASIVE.



CALIFORNIA BUCKEYE (*Aesculus californica*) Native Perennial - Soapberry Family - (May-Jun) - Dry slopes, canyons, borders of streams - Large shrub or tree 13-39' tall. 5-7 leaflets. Flowers white to pale rose. Large seeds toxic but edible after leaching out saponins.



CALIFORNIA BAY (*Umbellularia californica*)  
Native Perennial - Laurel Family - (Nov-May) -  
Common. Canyons, valleys, chaparral - Tree <  
150' tall. Leaf 1.2-4", 0.6-1.2" wide, aromatic.  
Cluster of 5-10 small, yellow or yellow-green  
flowers. Fruit 0.8-1" diam.



BUSH MONKEYFLOWER (*Mimulus aurantiacus*  
var. *aurantiacus*) Native Perennial - Lopseed  
Family - (Mar-Jun) - Disturbed areas, coastal  
cliffs, canyon sides - Shrub 4-60". Flowers yellow,  
orange or red; 1-2.3" long; bract tube glabrous.



ARROYO WILLOW (*Salix lasiolepis*) Native  
Perennial - Willow Family - (Jan-Jun) - Common.  
Shores, marshes, meadows, etc - Shrub-tree,  
bark smooth. Leaf-like stipules. Leaf egg-shaped,  
waxy below. Fruit smooth, bract persistent, dark,  
stamens 2.



